

Card Holder

In this modern day cash is not something that I use much any more, cards are the order of the day. I wanted a compact holder for my cards, and came up with this card holder.

It holds ten cards that I use on a regular or semi regular basis, and is perfect for me.

This pattern can be used with 8ply cotton or two strands of 4ply cotton held together. This allows you to use the colour combination that you like best, or make several to match what ever you are wearing.

Who am I:

This pattern was designed by Charlie van de Graaf and work under the name RibhusLugh.

You can find me on:

instagram @ribhuslughdiscovercrochet

Difficulty and Terminology:

This is an intermediate pattern and uses US terminology.

What You Will Need:

3.25 mm hook

4 ply cotton (two strands held together)

Tapestry needle for weaving in ends

Tension:

22 st/22 rounds = 10 cm/4 inches square in sc without turning at the end of each round

Sizing:




The finished card holder is 9.5 cm wide and 6.5 cm long (closed), or 13 cm long (open)

Abbreviations:

ch - chain

sc - single crochet

slst - slip stitch



The Card Holder:

Round 1: ch14, 3sc into 2nd chain from hook, sc in each ch across, 6sc in last ch, working on other side of the foundation chain, sc in each ch across, 3sc in last ch, join with slst;



Round 2 - 13: ch1, sc in each sc around, join with slst;

Row 14: ch1, sc in next 19 sc, turn;

Row 14 - 28: ch1, sc in each sc across.

Finishing

Fasten off and weave in ends.



Designer Information:

The designer is Charlie van de Graaf.

Website: www.ribhuslugh.com

Ravelry: www.ravelry.com/designers/charlie-van-de-graaf

Instagram: @ribhuslughdiscovercrochet

Pintrest: www.pinterest.nz/ribhuslugh

Facebook: <https://www.facebook.com/ribhuslugh>

Charlie is a fibre artist living in rural New Zealand who wants to share their passion of crochet. Charlie also runs the RibhusLugh Discover Crochet blog .

Credits:

Photography: Charlie van de Graaf

Graphic Designer: Charlie van de Graaf

Copyright:

© 2020 - RibhusLugh Discover Crochet - Charlie van de Graaf

If you make this item and sell it, please link to my website (ribhuslugh.com) and credit me (Charlie van de Graaf) as the designer. If you wish to post this pattern, please link back to the website.

